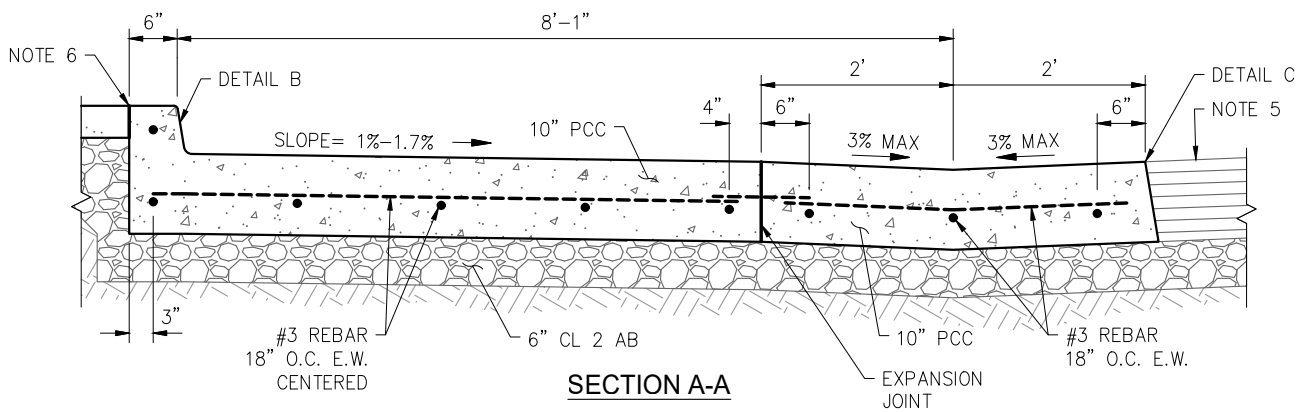
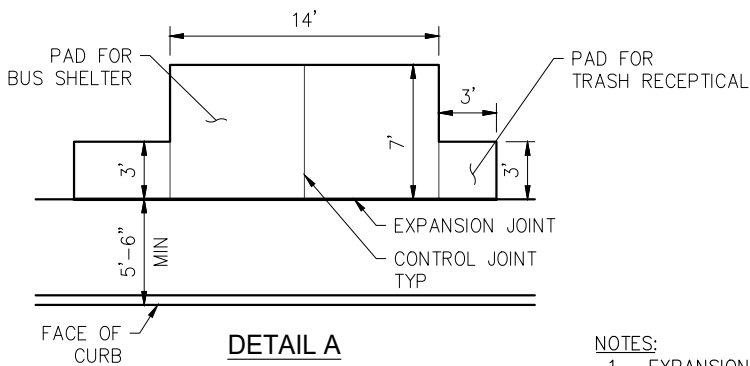


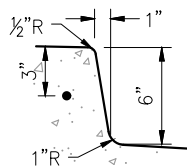
PLAN



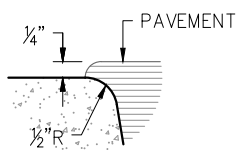
SECTION A-A



DETAIL A



DETAIL B



DETAIL C

NOTES:

1. EXPANSION JOINTS SHALL BE PLACED AT 50' INTERVALS OR AS SHOWN WITH 1/2"X12" SLIP DOWELS AT 30" O.C.
2. NEW CONCRETE SHALL CONFORM TO EXISTING AT THE NEAREST JOINT UNLESS APPROVED OTHERWISE.
3. CONTROL AND SCORE JOINTS SHALL BE PLACED PER SPECIFICATIONS ON CITY DETAIL R-1.
4. BASE ROCK SHALL EXTEND 1' BEYOND LIP OF GUTTER PRIOR TO POURING CONCRETE.
5. WHERE INSTALLING PAD IN EXISTING STREETS, A 12" WIDE SECTION OF DEEP LIFT ASPHALT SHALL BE PROVIDED.
6. POUR SIDEWALK SEPARATELY FROM CURB.
7. PAVEMENT FOR SIDEWALK EXTENSION, BUS SHELTER, AND TRASH RECEPTACLE SHALL BE 4" PCC/6" AB.
8. PUBLIC ACCESS EASEMENT SHALL BE GRANTED TO THE CITY AS NECESSARY.