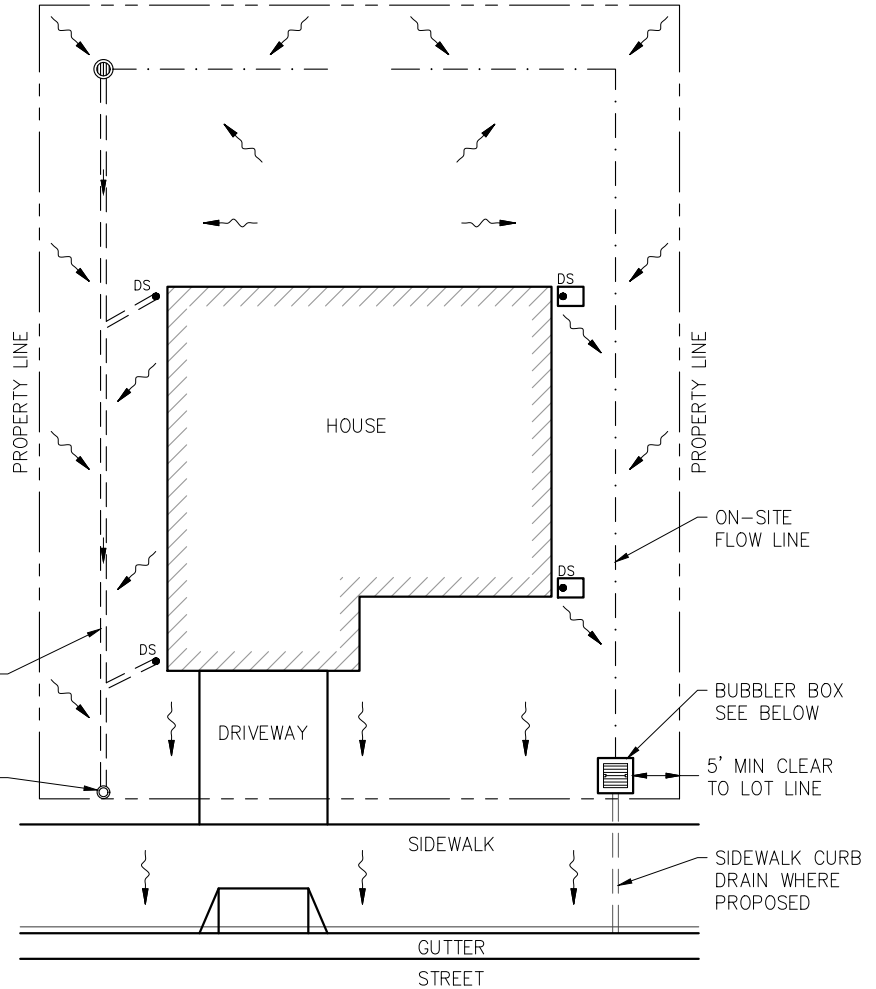


**NOTES:**

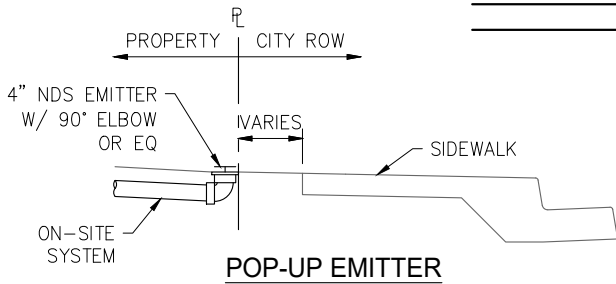
- POP-UP EMITTERS AND CURB DRAINS SHALL NOT BE USED ON NEW CONSTRUCTION PROJECTS UNLESS APPROVED BY THE CITY ENGINEER.
- CITY STAFF SHALL DIRECT WHICH POP-UP OR BUBBLER TYPE TO BE USED ON A CASE BY CASE BASIS.

**LEGEND:**

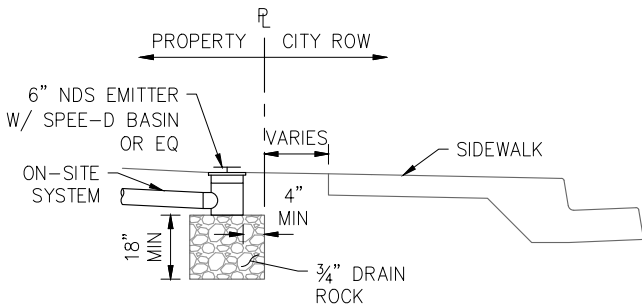
- PROPERTY LINE
- . - . - SURFACE FLOW LINE
- === ON-SITE DRAIN PIPES
- == == == SIDEWALK CURB DRAINS
- DS ● DOWNSPOUT
- DS □ DOWNSPOUT AND PAD
- ⊙ AREA DRAIN
- POP-UP EMITTER
- ▣ BUBBLER BOX
- ~> SURFACE FLOW DIRECTION



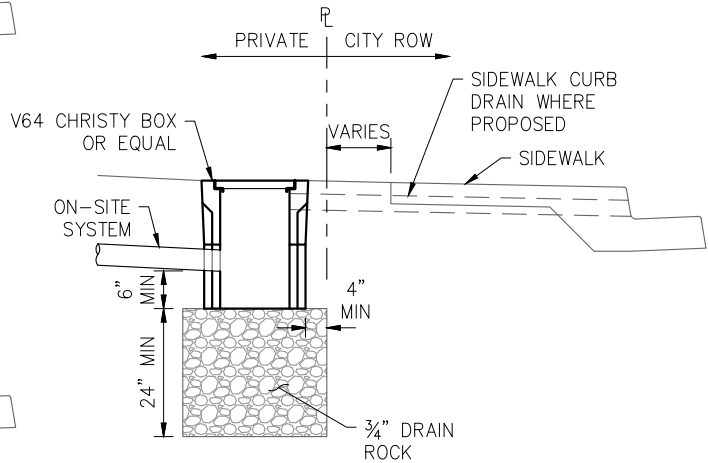
**DRAINAGE LAYOUT PLANS**



**POP-UP EMITTER**



**POP-UP EMITTER BASIN**



**BUBBLER BOX**